

## 12' x 12' x 8' Instant Storage Shed

**Protect Your Investments from Inclement Weather & Sun Damage**

MDM Products Instant Garages provide the best in instant, portable protection for any purpose. Typical uses include lawn equipment/material storage. The house style unit quickly sheds moisture, rain, or snow for maximum protection of the interior contents. The pre-drilled frame is easily assembled with minimal hand tools. Unlike other products, no drilling or field cutting is required. All frame components are made from galvanized steel. Main cover and doors are made from long life

UV Resistant, Fire Retardant Poly with woven backing, CPAI-84 rated. All fabric components feature heat-welded seam construction. Unit features double zipper doors on **BOTH ENDS** allow drive-through capability, and good ventilation. Each door contains a pocket for a rigid pole and grommets for securing them up during use. Each unit comes equipped with earth anchors and 36" drive rod.

### Exclusive Features

- Heavy-Duty Galvanized Finish on All Steel Frame Components
- One(1) Double Zipper Door and One(1) Manway Door Standard
- Wind Brace Support on each Side
- Complete Anchoring System Included
- 10oz, CPAI-84 Polyethylene Fabric Backed Cover and Doors
- All Pre-Drilled, Easy Bolt Together Assembly

Nominal Size	12' Wide x 12' Long x 8' High
Arches	Four (4) on 48" spacing 1-5/8" diameter frame members
Standard End Door Size	One(1) - 10' wide x 6' high double zipper door & One(1) 3' wide x 6' high Manway door
Colors	Exterior - green, grey Interior - white or translucent

Main Cover	UV protected 22 mil, fabric backed poly. 10 oz weight
Fire Retardant Standard	Main cover and doors meet CPAI-84 Section 5
Anchors	Four (4) 36" Anchors with U-bolts & drive rod
Shipping Weight	200 lbs. in two (2) boxes shipped via motor freight



**MDMShelters.com**  
**RhinoShelters.com**

105 Woodmont Road • Milford, CT 06460 USA • toll free 1-800-447-7079 • 203-877-7070 • fax 203-783-9531



# INSTANT STORAGE SHED 12'x12'x8'

www.RhinoShelters.com



Consumer friendly packaging - Easy to handle 2 box shipment




All frame members are long life galvanized steel



Structural wind brace on each side



Heavy-Duty Cover lacing



Pre-Drilled, Bolt together frame



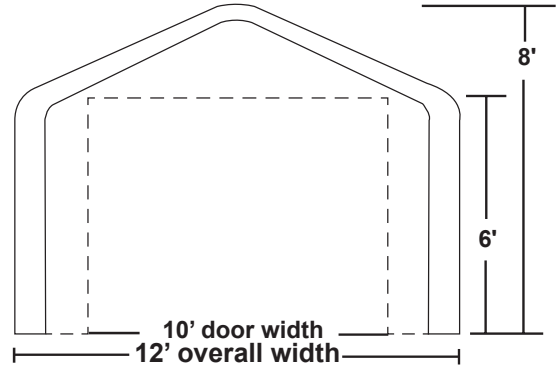
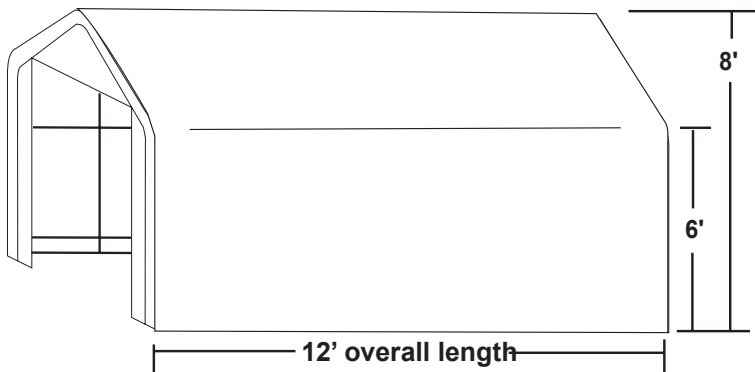
Door Hold-Up Bungee Cords



Withstands winter weather



Heavy-Duty Anchors



## More Fine Products from *Rhino Shelter™*



One Car Garages



SUV/Boat Garages



Large Buildings



Two Car Garages

## Car & Cycle Pockets



## Party Tents 14' - 32' long



www.RhinoShelters.com

Spec1Shed  
06/07