



## 12' x 20' x 8' Round Style Greenhouse

**Protect Your Investments from Inclement Weather & Sun Damage**

MDM Products 12 x 20 x 8 Instant Greenhouses offer the gardener the very best in plant cultivation and protection space. Available in either House ridge style or Round quonset hut style as you choose. Either style offers tremendous light diffusion through the high quality translucent fabric for great growing. Extends your annual growing season by 2-3 months.

The pre-drilled frame is easily assembled with minimal handtools. All frame components are made from heavy duty galvanized steel. Main cover and end doors are made from long life UV Resistant, Fire Retardant Polyethylene plastic.

All fabric components feature heat-welded seam construction. Unit features full wide double zipper door on one end for easy cart entry and locating growing racks and tables. The 36" manway door on the opposite side allows convenient entry and promotes good cross ventilation. With 4 interior purlin arches, plants can be hung along both edges as well as along the top of the unit.

Each unit comes with a complete anchoring set of duckbill earth anchors and drive rod. Perfect for the novice or seasoned gardener for a truly instant greenhouse!

### Exclusive Features

- Heavy-Duty Galvanized Finish on All Steel Frame Components
- One(1) Full Width Double Zipper Door
- One(1) Manway 36" Wide Door
- Wind Brace Support on each Side
- Complete Anchoring System Included
- 8oz. CPAI-84 Polyethylene Translucent Cover and Doors
- All Pre-Drilled, Easy Bolt Together Assembly

|                        |   |
|------------------------|---|
| Nominal Size           | 12' Wide x 12' Long x 8' High<br>12' Wide x 20' Long x 8' High                        |
| Arches                 | Four (4) on 48" spacing<br>1- $\frac{3}{8}$ diameter frame members                    |
| Standard End Door Size | One(1) - 10' wide x 6' high double zipper door & One(1) 3' wide x 6' high Manway door |
| Colors                 | Exterior- translucent   |

|                         |   |
|-------------------------|---|
| Main Cover              | UV protected 20 mil, fabric backed poly. 8 oz weight  |
| Fire Retardant Standard | Main cover and doors meet CPAI-84 Section 5           |
| Anchors Door Size       | Six (6) 36" Anchors with U-bolts & drive rod          |
| Shipping                | 200/260lbs in two (2) boxes shipped via motor freight |



**MDMshelters.com**  
**RhinoShelters.com**

105 Woodmont Road • Milford, CT 06460 USA • toll free 1-800-447-7079 • 203-877-7070 • fax 203-783-9531





## ROUND STYLE GREENHOUSE 12'x20'x8'

[www.RhinoShelters.com](http://www.RhinoShelters.com)



Consumer friendly packaging -  
Easy to handle 2 box shipment




All frame members are long life  
galvanized steel



Structural wind brace on each  
side



Heavy-Duty Cover lacing



Pre-Drilled, Bolt together frame



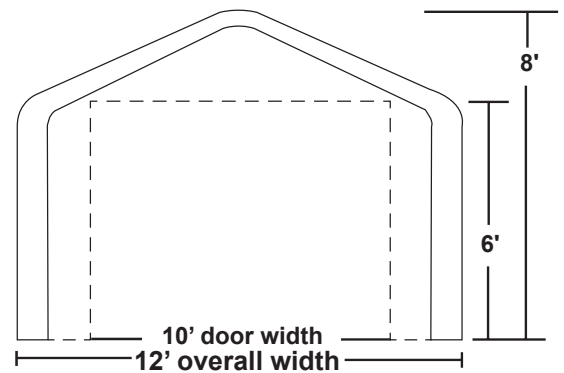
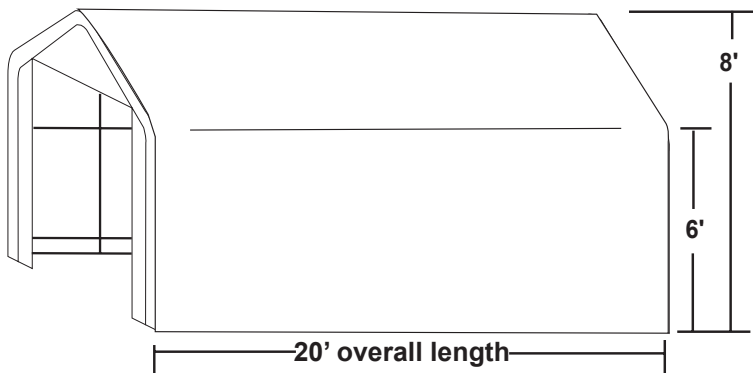
Door Hold-Up Bungee Cords



Withstands winter weather



Heavy-Duty Anchors



### More Fine Products from **Rhino Shelter™**



One Car Garages



SUV/Boat Garages



Large Buildings



Two Car Garages

### Car & Cycle Pockets



### Party Tents 14' - 32' long



[www.RhinoShelters.com](http://www.RhinoShelters.com)

Spec1Round  
06/07